

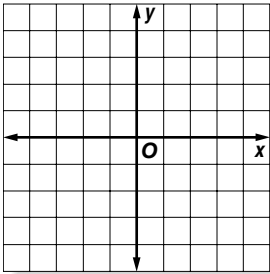
Figures on the Coordinate Plane

5.G.13 Plot points to form basic geometric shapes (identify and classify)

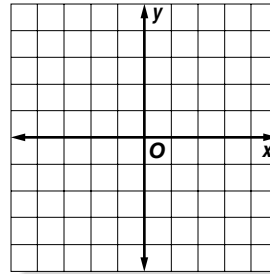
EXERCISES

Graph and label each point. Then connect the points to form a geometric figure. Identify each figure.

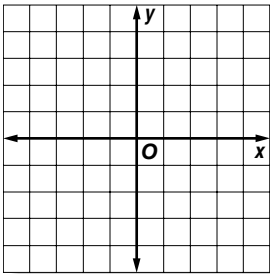
1. $A(-2, -2), B(-1, 3), C(4, -3)$



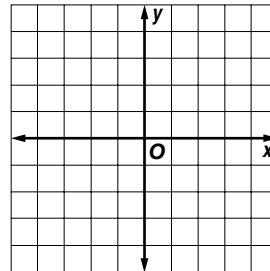
2. $D(2, 4), E(4, 2), F(0, -2), G(-2, 0)$



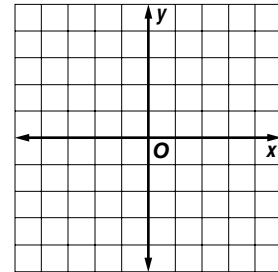
3. $H(-1, 3), I(1, 3), J(2, 2), K(2, 0), L(1, -1), M(-1, -1), N(-2, 0), O(-2, 2)$



4. $P(-4, 4), Q(4, 4), R(4, -1), S(0, -4), T(-4, -1)$



5. Draw a square on the coordinate plane at the right. Write the ordered pair that names each vertex.



6. Draw a hexagon on the coordinate plane at the right. Write the ordered pair that names each vertex.

For Exercises 7–11, use the coordinate plane at the right.

7. Draw a rectangle with vertices $T(-2, 5), U(5, 5), V(5, 2),$ and $W(-2, 2)$.

8. Find the length and width of rectangle $TUVW$.

9. Find the perimeter of rectangle $TUVW$.

10. Draw a triangle with vertices $X(3, 1), Y(3, -3),$ and $Z(-1, 1)$.

11. Find the length of base XY .

